



ISLB
INTERNATIONAL SOCIETY
OF LIQUID BIOPSY



5TH ANNUAL CONGRESS

Liquid Biopsy

19 - 21 November 2023 | Madrid, Spain

ISLB 2023 PROGRAM BOOK

2023.islb.info • [#ISLB23](https://twitter.com/ISLB23)





blueprint[™]
MEDICINES

Congress Partners

ISLB 2023 would like to thank our generous sponsors and supporters:

PLATINUM



ThermoFisher
SCIENTIFIC

GOLD



NOVARTIS

SILVER



FOUNDATION
MEDICINE



Roche

BRONZE



AMGEN®



EXACT
SCIENCES



GUARDANT®



illumina®



Janssen Oncology
PHARMACEUTICAL COMPANIES OF Johnson & Johnson



LOXO@Lilly



MERCK



ONCOHOST
GUIDED ONCOLOGY



PANGAEA
ONCOLOGY



QIAGEN



REGENERON
SCIENCE TO MEDICINE®



Volition

SUPPORTER



BIO-RAD



BAYER



Table of Contents

Congress Partners	3
Welcome Message	5
Host Organization	6
Committee	7
General Congress Information.....	8
Venue Floorplans	12
Exhibitor Listing	13
Program at a Glance	15
Full Congress Program	16
ISLB Awards Lectures	27
Official Networking Events	30
Poster Listing	35





Welcome Message

It is my greatest pleasure to welcome you all to the 5th Congress of Liquid Biopsy: **“Opportunities and Challenges of Liquid Biopsy”** (ISLB23) in our beautiful city of Madrid, Spain.

Liquid biopsy is a fascinating and exponentially growing field that has a tremendous potential to significantly change the therapeutic strategy and management of cancer patients. ISLB seek to expand liquid biopsies adoption all over the world and remove obstacles that limit liquid biopsies implementation in the routine clinical practice.

Our second in-person Congress (ISLB 2022) held in Miami, Florida, in October 2022, attracted over 500 attendees. As you will soon notice, the quality of this Congress will be second to none; the Convention Center in which we will hold this Congress is one of the best

in the world, and the museums, art galleries, and historic places to visit in Madrid are just outstanding. We are sure that our participants will enjoy the vibrancy of Madrid, taking home an unforgettable cultural and scientific experience.

Save the date and join us in Madrid on 19-21 November 2023, contributing to making this 5th World Congress of Liquid Biopsy an outstanding scientific meeting and an opportunity to prepare Liquid Biopsy professionals for the present and the future.

See you all there!

Christian Rolfo
President of ISLB on
behalf of the
Executive Board





Host Organization

About ISLB

The International Society of Liquid Biopsy (ISLB) is the first international professional organization committed to the improvement and implementation of liquid biopsies in clinical routine practice and the promotion of a multidisciplinary approach for the diagnosis and treatment of cancer patients based on the use of liquid biopsies.

ISLB was founded in 2017 with an aspiring objective: to become the scientific reference

in Liquid Biopsy and the unique link of all stakeholders in the liquid biopsy theme.

We are pleased to welcome liquid biopsies professionals all over the world. We would like to be the link among stakeholders in the liquid biopsies theme.

Our education and information program are based on an integrated multidisciplinary approach to reach advanced cancer research.





Committee

Executive Committee



Christian Rolfo
USA



Maria Jose Serrano
Spain



Umberto Malapelle
Italy



Eloisa Jantus Lewintre
Spain



David Gandara
USA



Massimo Cristofanilli
USA

Local Organizing Committee

Clara Mayo De Las Casas
Spain

Maria Jesus Pareja
Spain

Cristina Caballero
Spain

Atocha Romero
Spain



General Congress Information

Venue

Meliá Castilla

Calle del Poeta Joan Maragall, 43

Madrid, Spain

+34 915 67 50 00

info.melia.castilla@melia.com



Access / Security

Name badges will be provided to all attendees, sponsors, and exhibitors and will be available for pick up at the Registration Desk (see venue map). Please wear your badge at all times as it is your admission to all Congress sessions, Exhibit & Poster Hall, and non-ticketed social events. Any lost badges will incur a 50 EUR reprint fee.

Language

The official language of ISLB 2023 is English.
All sessions will be conducted in English.

Parking

There is no hotel parking available, however, cars can be parked in the hotel street or in a private parking nearby.

Lost Property

Please report any lost or unattended items immediately to the ISLB 2023 Registration Desk. Should you lose anything while at the ISLB 2023 Congress, please enquire at the Registration Desk where any recovered lost property will be held. At the end of the congress, all unclaimed lost and found items will be given to Melia Castilla.



Registration Hours

📍 Main Level

19 November	11:30 – 19:30
20 November	07:30 – 18:30
21 November	07:30 – 17:30

Delegate Bags

Supported by:  **PANGAEA**
ONCOLOGY

Complimentary Wi-Fi

Complimentary Wireless Internet is included in the congress areas

Network Name: **Liquid_Biopsy**

Password: **islb2023**



Onsite Health and Safety

The health and safety of all those who attend ISLB 2023 is paramount. Our commitment is to provide a safe and comfortable environment for all. And so, with each of your well-being in mind, we are implementing the following COVID-19 Safety Policy for all Congress attendees:

Will vaccinations be required to attend ISLB 2023 in person?

- No, vaccinations are no longer required to attend in-person.

Am I required to wear a mask to attend in-person?

- ISLB is recommending that all attendees, exhibitors, vendors, and ISLB Staff wear a face mask while in The Melia Castilla, or any facility hosting an ISLB-sponsored event or meeting, or while attending ISLB hosted/sponsored events or meetings.
- Recommended masks should be at least 2 layers of breathable fabric or hospital grade material, fully covers the nose, nostrils, mouth and fits firmly under the chin, and fits snugly, but comfortably against the side of the face.



Driving Precision Diagnostics with Liquid Biopsy



20th November, 2023
12:45–13:45 CET



Tapices Room, Meliá Castilla Hotel,
Madrid, Spain

Join the 4oncommunity experts to explore the:

- Application of precision medicine and diagnostics
- Advantages of liquid biopsy in supporting precision medicine
- Practical barriers and best practices associated with liquid biopsy
- Benefits of peer-to-peer support to overcome the obstacles of adopting liquid biopsy



Novartis Pharma AG
CH-4002 Basel Switzerland

©2023 Novartis

10/23

309098

Novartis Pharmaceuticals Corporation
East Hanover, New Jersey 07936-1080

This symposium is organized and funded by Novartis Services Inc, and is intended for an audience of HCPs within the context of the International Society of Liquid Biopsy 2023, in Madrid, Spain. This presentation was approved by the Scientific Program Committee as an independent activity held in conjunction with the 5th Annual ISLB Congress. This presentation is not sponsored or endorsed by ISLB 2023.



Empower Your Brand with ISLB Sponsorship

ISLB sponsorship options include but are not limited to:

- ✓ Industry-supported webinars
- ✓ Digital advertising opportunities
- ✓ Award sponsorships

To discuss the opportunities further and to find a specific option to meet specific needs and budget contact the ISLB Head Office: welcome@islb.info



**Social Media
Branding Opportunities:**
From 500EUR



**Webinar
Sponsor Benefits:**
From 20,000EUR



**Award Branding
Opportunities:**
5000EUR

ISLB is a young and vibrant society with a growing multidisciplinary membership and global outreach, including:

Clinicians and clinical investigators
Students, Trainees, Post-Docs, Senior Researchers
Laboratory managers, Directors of Research laboratories and institutes

The ISLB membership base includes:



48% Europa
39% North America
13% Other Countries



77% Academics/Scientists
15% Students
5% Industry 3% Advocacy

ISLB 2023 Mobile App

Supported by: **AMGEN**



Venue Floorplan

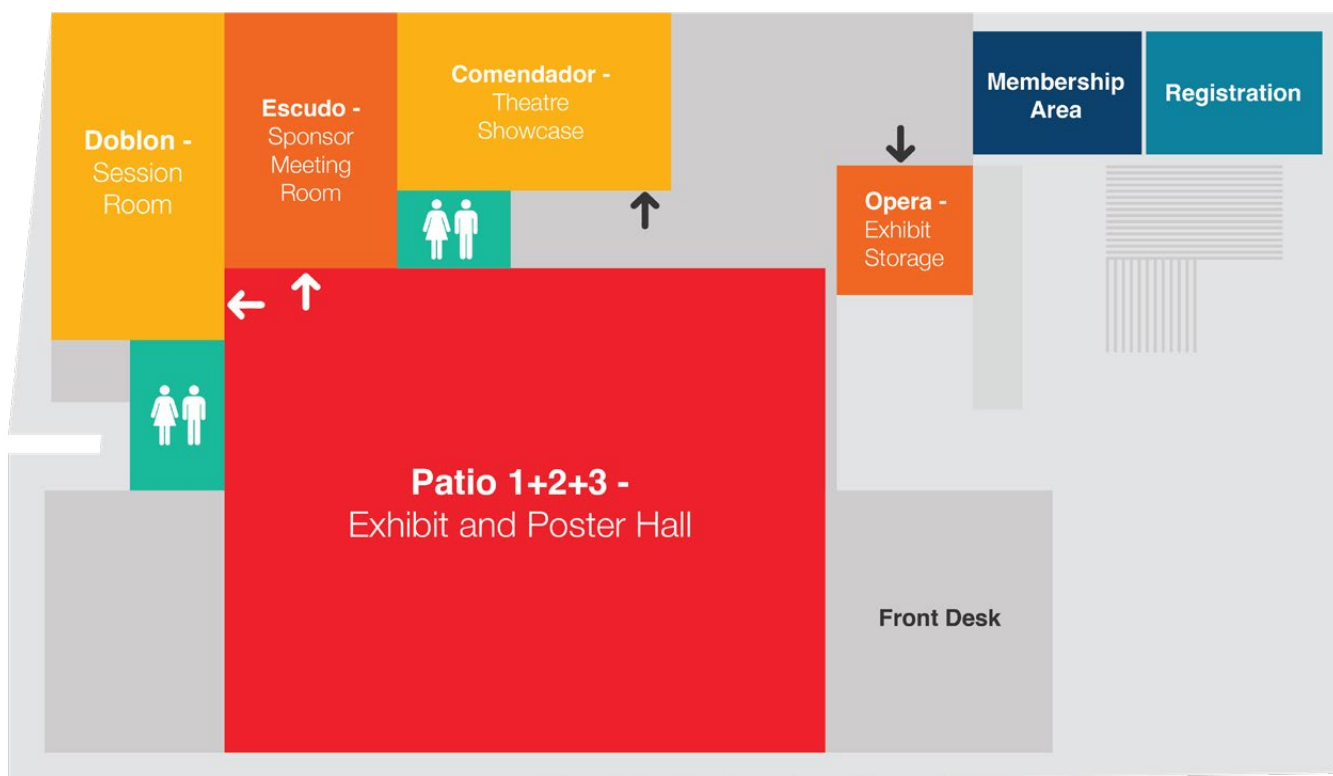
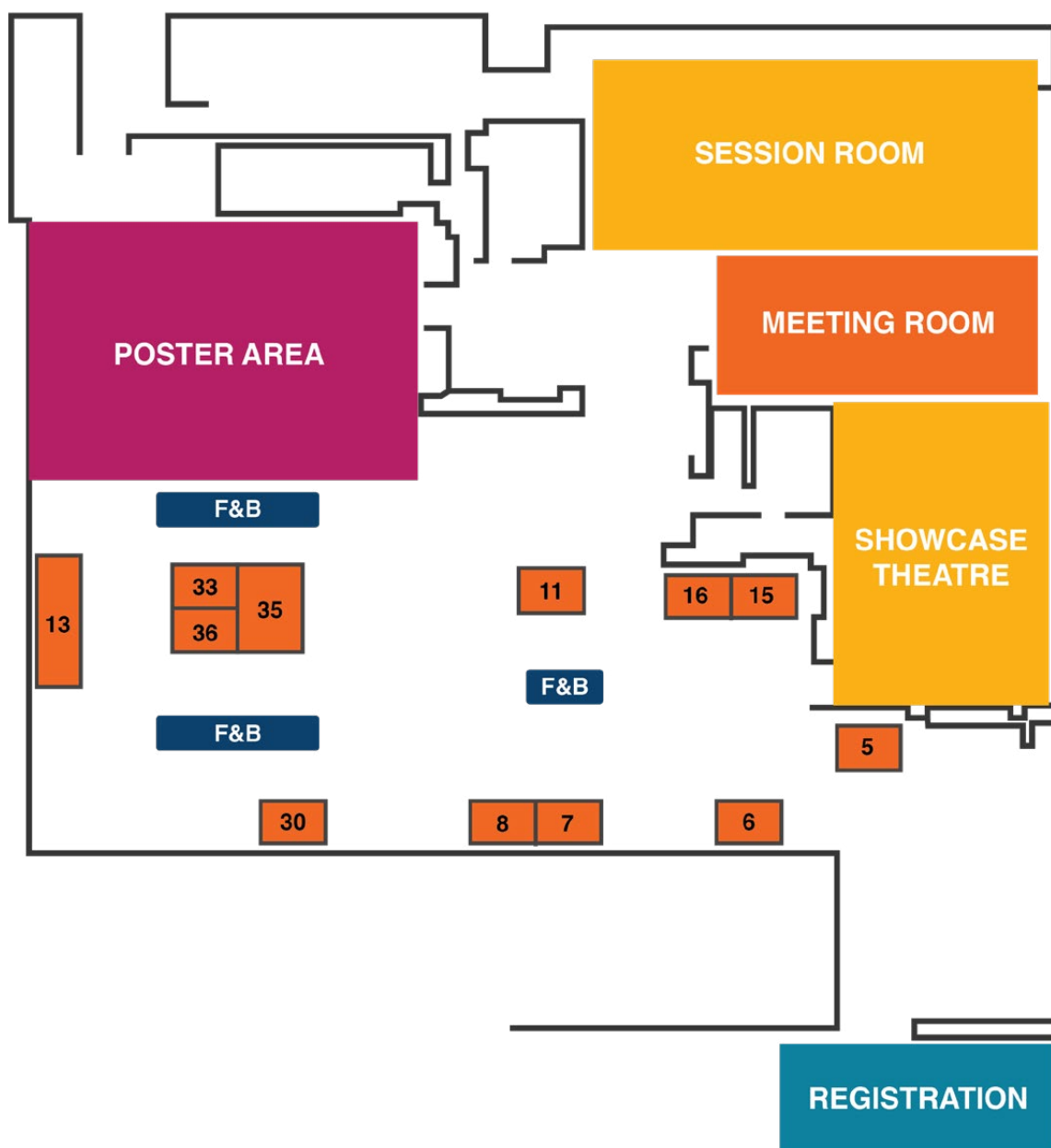


Exhibit Floorplan



ISLB 2023 EXHIBITORS

Bio-Rad Genesis Virtual Reality Experience	38	Nonacus	7
Bio-Rad Laboratories	36	OncoHost	6
Health In Code	8	Pangaea Oncology	35
Illumina	5	QIAGEN	13
Menarini Silicon Biosystems	30	Tempus	11
		TETHIS	15
		Thermo Fisher Scientific	16





Exhibit & Poster Hall Information

Exhibit Hall Hours

Sunday, 19 November 18:00 – 21:00

Monday, 20 November 10:00 – 17:00

Tuesday, 21 November 10:30 – 17:00

Poster Hours

Sunday, 19 November 18:00 – 21:00

Monday, 20 November 10:00 – 17:00

Tuesday, 21 November 10:30 – 16:00

Poster Sessions supported by

**EXACT
SCIENCES**

Program at a Glance

	Sunday, 19	Monday, 20 November	Tuesday, 21 November	
08:00			ISS 5 – Supported by Roche & Foundation Medicine 08:00 – 09:00	08:00
09:00		ISS 2 - Supported by Regeneron 08:30 – 09:00	ISLB Award Lectures 09:15 – 10:00	09:00
10:00		Liquid Biopsy in Cancer Interception, Screening & Early Diagnosis 09:15 – 10:45	Liquid Biopsy in Diagnosis and Therapeutic Decision-Making for Rare Malignancies (Track D) 10:15 – 11:25	10:00
11:00		Coffee Break 10:45 – 11:15	Integrating Liquid Biopsy Results into Composite Biomarkers (Track E) 10:15 – 11:25	11:00
12:00		Liquid Biopsy in Clinical Practice: SOC and New Indications (2022-2023) (Track A) 11:15 – 12:30	Next Generation Technologies in Liquid Biopsy (Track B) 11:15 – 12:30	12:00
13:00	Young Committee Career Session 13:00 – 15:00	Lunch Break & Poster Viewing 12:30 – 14:00	ISS 3 - Supported by Novartis 12:45 – 13:45	13:00
14:00		Opening Ceremony 14:00 – 14:15	Lunch Break & Poster Viewing 13:15 – 14:45	14:00
15:00		Liquid Biopsy Implementation in Emerging Countries 14:15 – 15:00	Molecular Tumor Boards: Liquid Biopsy Case Discussions 14:45 – 15:45	15:00
16:00	Liquid Biopsy Beyond Cancer (e.g Infectious Disease, Fetal) 15:30 – 17:30	Liquid Biopsy in MRD Assessment (Track C) 15:15 – 16:15	Coffee Break 15:45 – 16:15	16:00
17:00		Coffee Break 16:15 – 16:45	Showcase Theatre Supported by Illumina 16:20 – 16:40	17:00
18:00		ISS 4 - Supported by Volition 16:45 – 17:45	Best Abstract Award & Closing Ceremony 16:15 - 16:45	18:00
19:00	Scientific Poster Session 18:00 – 19:00	Preferred Abstracts 18:00 – 19:00		19:00
20:00	Welcome Reception 19:00 – 21:00	Supported		20:00
21:00		Faculty Dinner *by Invitation only Supported by GUARDANT 20:30 - 23:00		21:00

Refreshments provided Lunch provided



Full Congress Program

Sunday, 19 November 2023

13:00 - 15:00

📍 Tapices

Young Committee Career Session

We welcome all early career scientists: MD or PhD Students, PostDocs, Fellows, entry level faculty to attend the 2023 ISLB Young Committee Career Session.

The aim of this session is to help young members and young researchers working in liquid biopsies finding the next appropriate career steps. A panel session of researchers from academia and industry will help early career scientists to better understand career paths and opportunities working on liquid biopsies. In addition, round table discussion with the panelist will enable more personalized interaction and career advice.

- Valsamo Anagnostou, *Johns Hopkins School of Medicine - United States*
- Chris Abbosh, *Astrazeneca - United Kingdom*
- Morgan Gilbert - *Sweden*
- Christian Rolfo, *Icahn School of Medicine - United States*

15:30 - 17:30

📍 Tapices

Liquid Biopsy Beyond Cancer (e.g Infectious Disease, Fetal)

15:30 - 15:35 **Chairs:**

- Clara Mayo De Las Casas, *Hospital Universitary Dexeus. Pangaea Oncology Laboratory – Spain*
- Maria Jesus Pareja, *Consejeria De Salud Y Consumo. andalucia - Spain*

15:35 - 15:50 **Fetal Cell-free DNA in Maternal Plasma. Next Generation Non Invasive Prenatal Screening**

Miguel Milan, *Igenomix, part of Vitrolife Group - Spain*

15:50 - 16:05 **Liquid Biopsy for Infectious Diseases**

Bernardino Alcázar-Navarrete, *Ugc Neumologia. Hospital Universitario Virgen De Las Nieves - Spain*

16:05 - 16:20 **Liquid Biopsy in Liver Disease**

Manuel Romero-Gómez, *HUVRocio - Spain*

16:20 - 16:35 **Cell Free DNA Emission Mechanisms**

Julia Valdemarin Burnier, *Mcgill University - United States*

16:35 - 17:30 **Panel Discussion with All Speakers**

18:00 - 19:00

📍 Patio 1+2+3

Scientific Poster Session

19:00 - 21:00

📍 Patio 1+2+3

Welcome Reception



Monday, 20 November 2023

08:30 - 09:00

Tapices

Refreshments
provided**ISS 2 - Circulating Tumor DNA (ctDNA) Dynamics and Survival Outcomes in Patients with Advanced NSCLC and High ($\geq 50\%$) PD-L1 Expression, Randomized to Cemiplimab vs Chemotherapy**

Supported by:

REGENERON
SCIENCE TO MEDICINE®

While ctDNA has emerged as a promising tool for monitoring early response to therapy in solid tumors, there is limited data from prospective, randomized phase 3 studies to establish clear criteria for the application of ctDNA monitoring as a biomarker in clinical practice. Personalized tumor-specific analysis of ctDNA from patients treated in the EMPOWER-Lung 1 study were evaluated looking at the magnitude of ctDNA variation associated with clinical outcomes at baseline, end of week 3, and end of week 9. The association between changes in ctDNA and clinical endpoints (OS and ORR) was tested in patient groups by ctDNA change categories.

A deep ctDNA response ($\geq 90\%$ decrease) in ctDNA was observed in $>50\%$ of patients receiving 1L cemiplimab monotherapy or chemotherapy after 3 cycles (9 weeks) of therapy. 33% of patients achieved deep ctDNA response by week 3. Almost all patients who reached deep ctDNA response at 3 weeks were still in deep response at week 9 and an additional 27% of patients achieved deep ctDNA response by week 9.

The strongest correlation between ctDNA response and overall survival was achieved at 9 weeks in patients who received cemiplimab and achieved ctDNA clearance, with a 96% risk reduction compared to ctDNA increase.

Composite of deep ctDNA and radiographic response at 9 weeks in cemiplimab treated patients allows to:

- Identify patients with RECIST stable disease who have favorable outcome
- Predict which patient with RECIST partial response have poor outcome
- The correlation is not as clear in chemotherapy treated patients

Composite of deep ctDNA reduction and radiographic response may represent a useful tool to guide treatment intensification in patients treated with cemiplimab monotherapy.

Jean-Francois Pouliot, PhD, *Regeneron Global Medical Affairs Executive Director – United States*

09:15 - 10:45

Tapices

Liquid Biopsy in Cancer Interception, Screening & Early Diagnosis**09:15 - 09:20 Chairs:**

- Maria Jose Serrano, *Genyo - Spain*
- Christian Rolfo, *Icahn School of Medicine - United States*

09:20 - 09:30 Early-Stage Breast Cancer Detection in Breast MilkAna Vivancos, *Vall d'Hebron Institute of Oncology - Spain*

- 09:30 - 09:40 Liquid Biopsy and Artificial Intelligence**
Arsela Prelaj, *Fondazione Irccs Istituto Nazionale Tumori Di Milano - Italy*
- 09:40 - 09:50 Early Detection Programs in Japan**
Masahiro Tsuboi, *National Cancer Center Hospital East - Japan*
- 09:50 - 10:00 Cancer Interception and Screening with Liquid Biopsy**
Nir Peled, *Shaare Zedek Medical Center - Israel*
- 10:00 - 10:45 Panel Discussion**
- Sylvan Baca, *Dana Farber Cancer Institute - United States*
 - Jean-Yves Pierga, *Institut Curie - France*
 - Paul Hofman, *Université Côte D'azur - France*
 - Enriqueta Felip, *Vall D'hebron University Hospital - Spain*

10:45 - 11:15

 Patio 1+2+3

Refreshment Break & Poster Viewing

11:15 - 12:30

 Track A

 Tapices

Liquid Biopsy in Clinical Practice: SOC and New Indications (2022-2023)

- 11:15 - 11:20 Chairs:**
- Luis Paz-ares, *Hospital 12 De Octubre - Spain*
 - Alessandro Russo, *Papardo Hospital, Messina - Italy*
- 11:20 - 11:30 Implementation of Liquid Biopsy in the Design of Clinical Trials**
Luis Paz-ares, *Hospital 12 De Octubre - Spain*
- 11:30 - 11:40 MRD: Tissue Naive or Tumor-informed?**
Noelia Tarazona, *Hospital Clínico Universitario De Valencia - Spain*
- 11:40 - 11:50 Creating a Path to Improve Testing**
Charu Aggarwal, *University Of Pennsylvania - United States*
- 11:50 - 12:30 Panel Discussion**
- Pashtoon Kasi, *Weill Cornell Medicine - United States*
 - Nicola Fusco, *IEO European Institute Of Oncology, University of Milan - Italy*
 - Enriqueta Felip, *Vall D'Hebron University Hospital - Spain*

 Track B

 Doblón

Next Generation Technologies in Liquid Biopsy

- 11:15 - 11:20 Chairs:**
- Umberto Malapelle, *Department of Public Health, University Federico II of Naples - Italy*
 - Beatriz Bellosillo, *Hospital Del Mar - Spain*
- 11:20 - 11:30 CSF NGS a New Frontier**
Maria Arcila, *Memorial Sloan Kettering Cancer Center - United States*
- 11:30 - 11:40 How to Build a NGS Liquid Biopsy Platform**
Paul Hofman, *Université Côte D'azur, France*



- 11:40 - 11:50** **CTC Technologies for Detection and Isolation**
 Lorena Diéguez, *INL - International Iberian Nanotechnology Laboratory - Portugal*
- 11:50 - 12:00** **Access to NGS Test in Europe**
 Solange Peters - *Switzerland*
- 12:00 - 12:30** **Panel Discussion**
- Valeria Cecilia Denninghoff, *FPS - Spain*
 - Evrykleia Lianidou, *National and Kapodistrian University of Athens - Greece*
 - Valsamo Anagnostou, *Johns Hopkins School of Medicine - United States*

12:30 - 14:00

Lunch Break & Poster Viewing

12:45 - 13:45

ISS 3 - Driving Precision Diagnostics With Liquid Biopsy
 Tapices

 Lunch provided

Supported by:



The importance of precision medicine and diagnostics

- Precision medicine and diagnostics can improve patient outcomes through genotyping to find the optimal treatment, predicting resistance mutations, aiding early intervention, and monitoring response to therapy.

Patient selection and now early detection: the evolving utility of liquid biopsy

- Liquid biopsy has unique advantages over tissue-based diagnostic tools in supporting the application and success of precision medicine.
- Unlike tissue biopsy, liquid biopsy can overcome tumor heterogeneity and has benefits in genotyping tumors where tissue is inaccessible, inadequate, or in patients with only bone metastasis.
- Liquid biopsy also supports risk stratification after surgery, early detection, and tracking the development of resistance mutations.

Tissue is not the only option, overcoming barriers to liquid adoption

- Despite its potential, liquid biopsy remains underutilized due to various barriers, including lack of sensitivity and specificity, biological factors, ctDNA fraction, lack of reimbursement and low awareness.
- Consideration for best practice handling of liquid biopsy specimens e.g. Tube collection, centrifugation time, preserving ctDNA fraction, can mitigate some of these challenges.

Learning from case-based examples to drive the testing of liquid biopsy samples

- There are many educational resources available to help drive the adoption of liquid biopsy and other diagnostic tools.
- One of these resources, the 4oncommunity, is a virtual community of likeminded professionals which hopes to spread awareness about precision medicine and diagnostics.
 - HCPs have used this tool to support with difficult pathology cases and questions surrounding diagnostics.
 - Case study: A review of a real-world scenario, such as a difficult pathology case, where the 4oncommunity platform contributed to the laboratory in resolving the issue.



Scientific objectives:

- Understand the broad application of precision medicine and diagnostics in enhancing patient care.
- Explore the advantages of liquid biopsy in supporting precision medicine.
- Identify the practical barriers and best practices associated with the use of liquid biopsy.

Highlight how educational resources and the opportunity to exchange experiences with likeminded professionals can offer valuable knowledge to help healthcare professionals overcome obstacles in adopting liquid biopsy

12:45 - 13:00 **The Importance of Precision Medicine and Diagnostics**
Nicola Fusco, *IEO European Institute of Oncology, University of Milan - Italy*

13:00 - 13:15 **Patient Selection and Now Early Detection: The Evolving Utility of Liquid Biopsy**
Matteo Fassan, *Department of Medicine (DIMED), University of Padua - Italy*

13:15 - 13:30 **Tissue Is Not the Only Option, Overcoming Barriers to Liquid Adoption**
Umberto Malapelle, *Department of Public Health, University Federico II of Naples - Italy*

13:30 - 13:45 **Driving Liquid Biopsy Testing: The Benefits of Peer-To-Peer Support**
Fabio Pagni, *Pathological Anatomy Department, University of Milan Bicocca – Italy*

14:00 - 14:15

📍 Tapices

Opening Ceremony - Welcome to ISLB 2023

- Eloisa Jantus Lewintre, *Universitat Politècnica de València - Spain*
- Maria Jose Serrano, *Genyo - Spain*
- Umberto Malapelle, *Department of Public Health, University Federico II of Naples - Italy*
- David Gandara, *University of California, Davis, UC Davis Comprehensive Cancer Center - United States*
- Christian Rolfo, *Icahn School of Medicine - United States*

14:15 - 15:00

📍 Tapices

Liquid Biopsy Implementation in Emerging Countries

14:15 - 14:20 **Chairs:**

- Eloisa Jantus Lewintre, *Universitat Politècnica de València - Spain*
- Ola Khorshid, *Nci Cairo University - Egypt*

14:20 - 15:00 **Panel Discussion**

- Valeria Cecilia Denninghoff, *FPS - Spain*
- Navneet Singh, *PGIMER, Chandigarh - India*
- Nir Peled, *Shaare Zedek Medical Center - Israel*
- Javier de Castro, *La Paz University Hospital - Spain*
- Norma Pilnik, *Cordoba University - Argentina*
- Yüksel Ürün, *Ankara University - Turkey*



15:15 - 16:15

Track C

Tapices

Liquid Biopsy in MRD Assessment

15:15 - 15:20

Chairs:

- Massimo Cristofanilli, *Weill Cornell Medicine - United States*
- Beatriz Bellosillo, *Hospital Del Mar - Spain*

15:20 - 15:30

New Technologies in Monitoring Minimal Residual Disease in Liquid BiopsyAlexandra Clipson, *CRUK Cancer Biomarker Centre - United Kingdom*

15:30 - 15:40

MRD in Colorectal CancerNoelia Tarazona, *Hospital Clínico Universitario De Valencia - Spain*

15:40 - 15:50

MRD in Clinical TrialsLuis Paz-ares, *Hospital 12 De Octubre - Spain*

15:50 - 16:15

Panel Discussion

- Delvys Rodriguez - *Spain*
- Joaquin Dopazo, *Progress and Health Foundation - Spain*
- Natasha Leighl, *Princess Margaret Cancer Centre - Canada*
- Atocha Romero, *Hospital Puerta De Hierro - Spain*

16:15 - 16:40

Patio 1+2+3

Refreshment Break & Poster Viewing

16:20 - 16:40

Comendador

Liquid Biopsy for Cancer Care: Clinical Applications and Implementation in the Pathology Lab

Showcase Theatre Supported by:

illumina[®]Giancarlo Pruneri, *Istituto Nazionale Dei Tumori - Italy*

16:45 - 17:45

Tapices

ISS 4 - Nucleoprotein Based Liquid Biopsy Methods – Including Physical Isolation of Pure Tumor Derived ctDNA

Supported by:

Volition

16:45 - 16:50

Introduction to Circulating NucleoproteinsJake Micallef, *Volition - UK*

16:50 - 17:00

Plasma H3K27Me3 Nucleosome Measurements in Molecular Profiling of Lung Cancer

Lea Payen, *Hospices Civils de Lyon - France*

17:00 - 17:10

Recombinant Nucleosomes as Reference Materials in NGS Assays for ctDNALea Payen, *Hospices Civils de Lyon - France*

- 17:10 - 17:30 **Novel Liquid Biopsy Method Based on Physical Isolation of Pure Tumor Derived ctDNA From All Background DNA of the Same Sequences Based on Nucleoprotein Structure**
Jake Micallef, *Volition - UK*
- 17:30 - 17:45 **Q&A Session**

18:00 - 19:00

 Tapices
Preferred Abstracts

- 18:00 - 18:05 **Chairs:**
Carolina Reduzzi, *Weill Cornell Medicine - United States*
Diego de Miguel Perez, *Icahn School of Medicine At Mount Sinai New York - United States*
- 18:05 - 18:10 **Moving Towards Global Harmonization of Liquid Biopsy Frameworks and Standards: The BLOODPAC Experience**
Lauren Leiman, *Blood Profiling Atlas In Cancer (BLOODPAC) - United States*
- 18:10 - 18:15 **Performance of Circulating Tumor DNA (ctDNA) Genomic and Epigenomic Profiling (GuardantINFINITY) in the TRESR and ATTACC Studies**
Ian Silverman, *Repare Therapeutics - United States*
- 18:15 - 18:25 **Abstract Discussion**
Carolina Reduzzi, *Weill Cornell Medicine - United States*
- 18:25 - 18:30 **Longitudinal Plasma ctDNA Testing in Resected Early-Stage NSCLC**
Jamie Feng, *Princess Margaret Cancer Centre, University Health Network - Canada*
- 18:30 - 18:35 **Ovarian Cancer Is Detectable From Peripheral Blood Using Machine Learning Over T Cell Repertoires**
Sol Efroni, *Bar-ilan University - Israel*
- 18:35 - 18:45 **Abstracts Discussion**
Alessandro Russo, *Papardo Hospital, Messina - Italy*
- 18:45 - 18:50 **Poster Winner 2022**
Talia Roseshter, *Lady Davis Institute - JGH - Canada*



Tuesday, 21 November 2023

08:00 - 09:00

Tapices

Refreshments
provided

ISS 5 - Unlocking the Power of Liquid Based Comprehensive Genomic Profiling Testing

Supported by:


FOUNDATION
MEDICINE


UK Perspective on the Clinical Value of Lbx Current Use of Liquid and How to Further Implement Lbx in Clinical Routine and Research

Natalie Cook, *Senior Clinical Lecturer in Experimental Cancer Medicine at The Christie NHS Foundation Trust/Division of Cancer Sciences, University of Manchester – United Kingdom*

French Perspective on the Clinical Value of LBx Current Use of Liquid and How to Further Implement LBx in Clinical Routine and Research

Etienne Rouleau, *Praticien Spécialiste, Chef de service, Service Génétique des Tumeurs Gustave Roussy - France*

Spanish Perspective on the Clinical Value of LBx Current Use of Liquid and How to Further Implement LBx in Clinical Routine and Research

Dolores Isla Casado, *Servicio de Oncología Médica, Hospital Clínico Universitario "Lozano Blesa" de Zaragoza – Spain*

09:15 - 10:00

Tapices

ISLB Award Lectures

09:15 - 09:20 **Chairs:**

- Christian Rolfo, *Icahn School of Medicine - United States*
- Massimo Cristofanilli, *Weill Cornell Medicine - United States*

09:20 - 09:40 **mRAS-mediated Adaptive Resistance in KRAS-mutant G12C NSCLC**

Rafael Rosell, *IOR: Instituto Oncológico Dr Rosell - Spain*

09:40 - 10:00 **The Expanding Universe of Liquid Biopsies: Bridging Scientific Discovery With Clinical Cancer Care**

Valsamo Anagnostou, *Johns Hopkins School of Medicine - United States*

10:15 - 11:25

Track D

Doblón

Liquid Biopsy in Diagnosis and Therapeutic Decision Making for Rare Malignancies

10:15 - 10:20 **Chairs:**

- Nicola Fusco, *IEO European Institute of Oncology, University of Milan - Italy*
- Maria Arcila, *Memorial Sloan Kettering Cancer Center - United States*

10:20 - 10:30 **Cholangiocarcinoma as a Model for Fusions of Liquid Biopsy**

Pashtoon Kasi, *Weill Cornell Medicine - United States*



- 10:30 - 10:40 Genitourinary Cancer**
Sylvan Baca, *Dana Farber Cancer Institute - United States*
- 10:40 - 10:50 Noninvasive Detection of Microsatellite Instability in Patients With Endometrial Cancer**
Laura Muinelo, *Health Reserach Institute of Santiago de Compostela (FIDIS) Fidis - Spain*
- 10:50 - 11:00 CTC Transcriptomics as a Platform for Precision Oncology**
Paraskevi Giannakakou, *Weill Cornell Medical College - United States*
- 11:00 - 11:25 Panel Discussion**
- Denis Horgan, *European Alliance For Personalised Medicine - Belgium*
 - Enrique Billalabetia, *Hospital Universitario 12 De Octubre - Spain*

Track E**Tapices****Integrating Liquid Biopsy into Composite Biomarkers**

- 10:15 - 10:20 Chairs:**
- Eloisa Jantus Lewintre, *Universitat Politècnica de València - Spain*
 - Rafael Lopez Lopez, *University Clinical Hospital - Spain*
- 10:20 - 10:30 Integrating ctDNA into Composite Biomarkers for Immunotherapy**
David Gandara, *University of California, Davis. UC Davis Comprehensive Cancer Center - United States*
- 10:30 - 10:40 Artificial Intelligence and Liquid Biopsy**
Joaquin Dopazo, *Progress and Health Foundation - Spain*
- 10:40 - 10:50 Integrating Liquid and Tissue Genotyping - Do We Need Both?**
Natasha Leighl, *Princess Margaret Cancer Centre - Canada*
- 10:50 - 11:25 Panel Discussion**
- Fabio Pagni, *Unimib - Italy*
 - Diego de Miguel Perez, *Icahn School of Medicine At Mount Sinai New York - United States*
 - Klaus Pantel, *University Medical Center - Germany*

11:25 - 11:45

Patio 1+2+3**Refreshment Break & Poster Viewing**

11:45 - 13:15

Tapices**Stakeholder Workshop**

- 11:45 - 11:50 Chairs:**
- David Gandara, *University of California, Davis. UC Davis Comprehensive Cancer Center - United States*
 - Christian Rolfo, *Icahn School of Medicine - United States*



11:50 - 13:15 Panel Discussion


- Denis Horgan, *European Alliance For Personalised Medicine - Belgium*
- Paz Vellanki, *FDA - United States*
- Jean-Francois Pouliot, *Regeneron Pharmaceuticals - United States*
- Chris Abbosh, *Astrazeneca - United Kingdom*
- Simon Patton, *EMQN CIC - United Kingdom*
- Maria Arcila, *Memorial Sloan Kettering Cancer Center - United States*
- Umberto Malapelle, *Department of Public Health, University Federico II Of Naples - Italy*
- Massimo Cristofanilli, *Weill Cornell Medicine - United States*
- Eloisa Jantus Lewintre, *Universitat Politècnica de València - Spain*
- Jean-Yves Pierga, *Institut Curie - France*
- Maria Jose Serrano, *Genyo - Spain*
- Lauren Leiman, *Blood Profiling Atlas In Cancer (BLOODPAC) - United States*
- Pascale Morel, *Qiagen - France*
- Murry Wynes, *IASLC - United States*
- Gilles Erb, *Roche - Switzerland*

13:15 - 14:45

Lunch Break & Poster Viewing

13:30 - 14:30

ISS 6 - Unlocking the Potential of Liquid Biopsy in Clinical Cancer Research
 Tapices

 Lunch provided

Supported by:


ThermoFisher
SCIENTIFIC


AstraZeneca
Liquid Biopsy Overview: Present and Future

Chris Abbosh, *Senior Director, Translational Medicine Oncology, AstraZeneca – United Kingdom*

NGS and Digital PCR as a Complementary Approach for ESR1 Variant Detection in Breast Cancer

Matteo Allegretti, *IRCCS Regina Elena National Cancer Institute Rome – Italy*

Current Use of NGS in Liquid Biopsy in Clinical Routine at Hospital del Mar

Beatriz Bellosillo, *Head Molecular Biology Laboratory, Pathology Department, Hospital del Mar, Barcelona – Spain*

Q&A Session

- Chris Abbosh, *Senior Director, Translational Medicine Oncology, AstraZeneca – United Kingdom*
- Philip Jermann, *Thermo Fisher Scientific – Switzerland*



14:45 - 15:45

Tapices

Molecular Tumor Boards: Liquid Biopsy Case Discussions

14:45 - 14:50

Chairs:

- Delvys Rodriguez - *Spain*
- Charu Aggarwal, *University of Pennsylvania - United States*

14:50 - 15:45

Panel Discussion

- Laura Mezquita, *Hospital Clinic - Idibaps - Spain*
- Luis Paz-ares, *Hospital 12 De Octubre - Spain*
- Luis Raez, *Memorial Cancer Institute/Florida Atlantic University (fau) - United States*
- Nicola Fusco, *IEO European Institute of Oncology, University of Milan - Italy*
- Sylvan Baca, *Dana Farber Cancer Institute - United States*
- Ignacio Gil Bazo, *Instituto Valenciano de Oncología - Spain*

15:45 - 16:15

Patio 1+2+3

Refreshment Break & Poster Viewing

16:15 - 16:45

Tapices

Best Abstract Award & Closing Ceremony**Session Chairs**

- Christian Rolfo, *Icahn School of Medicine - United States*
- Maria Jose Serrano, *Genyo - Spain*
- David Gandara, *University of California, Davis. UC Davis Comprehensive Cancer Center - United States*
- Eloisa Jantus Lewintre, *Universitat Politècnica de València - Spain*
- Umberto Malapelle, *Department of Public Health, University Federico II of Naples – Italy*



ISLB Awards

Lectures

Date: 21 November

Time: 09:15 – 10:00

Location: Tapices

**Congress badge required for entry*



ISLB Lifetime Achievement Award 2023

Dr. Rafael Rosell

mRAS-mediated Adaptive Resistance in KRAS-mutant G12C NSCLC

Dr. Rafael Rosell is Head of the Molecular and Cellular Oncology Laboratory program at the Germans Trias i Pujol Research Institute and Hospital (IGTP), Campus Can Ruti, (Badalona, Barcelona, Spain), past Director of the Cancer Biology and Precision Medicine Program at the Catalan Institute of Oncology, Hospital Germans Trias i Pujol (Badalona), Chief Scientific Officer, Chairman and Founder of Pangaea Oncology SL (Barcelona), Chief Medical Officer and President of the Dr Rosell Oncology Institute (IOR), Quirón Dexeus, General de Catalunya & Sagrat Cor Univ. Hospitals (Barcelona), and Founder and President of the Molecular Oncology Research Foundation (Barcelona). He is Founder and Director of International Relations and Projects, Spanish Lung Cancer Group (SLCG), member of the Foundation

Council and Steering Committee of the European Thoracic Oncology Platform (ETOP) and on the Foundation Board of the ETOP-International Breast Cancer Study Group (IBCSG). He is also a Panel member of the ASCO Clinical Practice Living Guidelines-Systemic Therapy for Stage IV NSCLC.

Dr. Rosell's contributions to translational medical oncology, with particular emphasis in the field of non-small-cell lung cancer with EGFR mutations, have earned him international renown.

Dr. Rosell is fully dedicated to the improvement of lung cancer therapy. His current research programs include continued investigation in translational/preclinical research, liquid biopsy, and novel technologies with NGS. In 2018, he was selected to participate in The European Liquid Biopsy Academy (ELBA).





ISLB Research Award 2023

Dr. Valsamo Anagnostou

The Expanding Universe of Liquid Biopsies: Bridging Scientific Discovery With Clinical Cancer Care

Dr. Anagnostou is an Associate Professor of Oncology, Director of the Thoracic Oncology Biorepository, co-leader of the Molecular Tumor Board and co-director of the Lung Cancer Precision Medicine Center of Excellence in the Sidney Kimmel Cancer Center at Johns Hopkins. She graduated from Medical School of the National and Kapodistrian University of Athens, Greece and received a PhD from the same institution. Dr. Anagnostou completed her internal medicine residency at Yale-New Haven Hospital and subsequently trained in Medical Oncology at Johns Hopkins. She is a translational cancer investigator who

is focusing on large-scale genomic, multi-omic and liquid biopsy analyses in human cancers. Her research is particularly focused on understanding the molecular mechanisms of response and resistance to immunotherapy and translating this knowledge into minimally invasive approaches for cancer detection, monitoring and interception for patients treated with immunotherapy. Her long term goal is to transform medical oncology to molecular oncology, where treatment decisions are tailored not only to a baseline genotype but are also informed by real-time dynamics of liquid biopsies.





2023 ISLB Young Committee Career Session

Date: 19 November

Time: 13:00 - 15:00

Location: Tapices

**Congress badge required for entry*

We welcome all early career scientists: MD or PhD Students, PostDocs, Fellows, entry level faculty to attend the 2023 ISLB Young Committee Career Session.

The aim of this session is to help young members and young researchers working in liquid biopsies finding the next appropriate career steps. A wide variety of academic and industrial settings will be presented to enable a broad overview over career options in the field of liquid biopsies.

Panelists:

- Christian Rolfo, Icahn School of Medicine - New York, United States
- Valsamo Anagnostou, MD – Johns Hopkins School of Medicine, Towson, New York, United States
- Gilbert Morgan, MD – Skåne University Hospital, Lund, Sweden
- Chris Abbosh, MD, PhD – AstraZeneca, Cambridge, UK



Official Networking Events

Welcome Reception

Kick off ISLB 2023 with a time of networking over drinks and passed canapes. Join fellow congress delegates as we welcome the next few days of exciting presentations, posters, and exhibition.

Date: **19 November**

Time: **19:00 – 21:00**

Location: **Patio 1+2+3**

**Congress badge or event ticket required for entry*



Exhibitor Listing

Bio-Rad Genesis Virtual Reality Experience

Booth 38

bio-rad.com

BIO-RAD

Bio-Rad is among the top five life science companies in the world, providing instruments, software, consumables, reagents and content for various the research areas including cell and molecular biology, protein purification and quantitation, drug discovery and manufacture, food safety, and science education.

Bio-Rad Laboratories

Booth 36

bio-rad.com

BIO-RAD

Bio-Rad is among the top five life science companies in the world, providing instruments, software, consumables, reagents and content for various the research areas including cell and molecular biology, protein purification and quantitation, drug discovery and manufacture, food safety, and science education.

Health In Code

Booth 8

healthincode.com/en

healthincode

We aim to establish liquid biopsy analysis with NGS as a standard practice for cancer diagnosis. Our panel screens for the main biomarkers that are associated with sensitivity to targeted therapy, resistance mechanisms, and clonal evolution. This information plays a critical role in early detection, monitoring and treatment selection.



Illumina

Booth 5

illumina.com

At Illumina, our mission is to improve human health by unlocking the power of the genome. Our sequencing by synthesis chemistry is used to generate high-accuracy sequence data in studies around the globe. Our microarrays also provide accurate, high-throughput genotyping for a range of applications. The innovative products that we provide are facilitating breakthroughs in many scientific areas, including oncology, reproductive health, genetic disease, precision medicine, agriculture, microbiology, and beyond. The progress we see being made in genomics inspires us to push the boundaries of what is possible so we can create the next generation of genomics solutions.

Menarini Silicon Biosystems

Booth 30

siliconbiosystems.com

We offer unique rare cell technologies that provide clinicians, clinical researchers, and biopharma with access to unparalleled resolution in the study of cells. CELLSEARCH® and DEPArray™ technologies together provides the most comprehensive cell-based liquid biopsy workflow for enumeration, sorting, and molecular characterization of rare circulating tumor cells with single-cell precision.

Nonacus

Booth 7

nonacus.com

Through the deployment of GALEAS, our advanced liquid biopsy platform, Nonacus enable decentralised, cost effective and cutting-edge cancer genomics that democratise early cancer detection and monitoring globally.



OncoHost

Booth 6

oncohost.com

OncoHost is a technology company transforming the approach to precision medicine for improved patient outcomes. OncoHost's proprietary platform, PROphet®, is a plasma-based, proteomic pattern analysis tool whose initial offering in non-small cell lung cancer (NSCLC) uses a single blood sample to guide first-line immunotherapy decision-making.

Pangaea Oncology

Booth 35

panoncology.com

Pangaea Lab, Spain's first ENAC-accredited pharmacogenetics laboratory, specializes in identifying gene mutations and Next Generation Sequencing in liquid biopsies for oncological patients. Using advanced techniques like real-time PCR, NGS and nCounter, offering precise molecular diagnoses. The team includes experts in Molecular Diagnostic, preclinical oncological research, R&D Diagnostics & Biomarker studies.

QIAGEN

Booth 13

qiagen.com

QIAGEN pushes the boundaries of innovation to improve our understanding of DNA, RNA and proteins – the building blocks of life. We enable our customers to unlock valuable insights from any biological sample. Our products for molecular testing serve a wide range of applications from basic research to clinical healthcare.

Tempus

Booth 11

tempus.com

'TEMPUS

Tempus is making precision medicine a reality by applying AI in healthcare, deriving insights from our expansive library of clinical data and molecular data. We enable physicians to make real-time, data-driven decisions to deliver personalized care and targeted therapies for patients



TETHIS

Booth 15

tethis-lab.com

Tethis S.p.A., a diagnostic company based in Milan (Italy), is introducing See.d, a fully automated liquid biopsy platform that allows for the first time an operator-independent, scalable, high-quality preparation of plasma and cell samples from a single blood draw for multi-omics liquid biopsy.

Thermo Fisher Scientific

Booth 16

thermofisher.comThe ThermoFisher Scientific logo, featuring the words "ThermoFisher" in a bold, white, sans-serif font above the word "SCIENTIFIC" in a smaller, white, sans-serif font, all contained within a red rectangular background.

ThermoFisher
SCIENTIFIC

Thermo Fisher Scientific Inc. is the world leader in serving science. Our Mission is to enable our customers to make the world healthier, cleaner, and safer. Whether our customers are accelerating life sciences research, solving complex analytical challenges, improving patient diagnostics and therapies, or increasing productivity in their laboratories, we are here to support them.



Poster Listing

Clinical Application of Liquid Biopsy

PP.01

A Cell-Free DNA Methylation Signature to Detect Metastatic Breast Cancer in Blood
Isabel Barragan, Spain

PP.02

Clinical Utility of Combined Plasma and Tissue NGS in Patients With Newly Diagnosed Advanced Non-Small Cell Lung Cancer
Helena Bote De Cabo, Spain

PP.03

Clinical Feasibility of NGS Liquid Biopsy Analysis in NSCLC Patients Using Oncomine Precision Assay with Genexus™ Integrated Sequencer
Simonetta Buglioni, Italy

PP.04

A Plasma MicroRNA Signature for Early Detection of Paediatric Cerebellar Atrophy Caused By PMM2-CDG
Lluc Cabús, Spain

PP.05

TGF- β mRNA Expression Levels in Extracellular Vesicles Are Associated With Immunotherapy Response in Metastatic Melanoma Patients
Stefania Crucitta, Italy

PP.06

Heterochromatin Profiling in Lymphoma Patient Plasma for the Discovery of Novel Chromatin Variants
Steven De Michino, Canada

PP.07

Clinical and Molecular Utility of Cell Block From Pleural Exudate Concerning Cytology and Surgical Biopsy
Valeria Cecilia Denninghoff, Spain

PP.09

Genomic Profiling in NSCLC: Insights from Liquid Biopsy
Cristiana Ercolani, Italy

PP.10

Utility of Liquid Biopsy for Comprehensive Genomic Profiling in a First Diagnostic Context: A Comparative Analysis with Tissue Biopsy
Javier Freire Salinas, Spain

PP.11

Utility of Liquid Biopsy for Molecular Profiling and Monitoring in Metastatic Colorectal Cancer: A Pilot Study in a Real-World Cohort
Javier Freire Salinas, Spain

PP.12

A Combined mDETECT Assay for all Subtypes of Breast Cancer and its use in Monitoring Metastatic Disease
Keira Frosst, Canada

PP.13

Next Generation Sequencing in Liquid Biopsies: Towards Personalized Cancer Treatment
Sandra Gallach Garcia, Spain



PP.14

Mutational Prognosis of Survival by Liquid Biopsy in Advanced EGFRm NSCLC

Marco Galvez-Nino, Peru

PP.15

Negative Predictive Value of Pre-diagnostic Plasma ctDNA Testing in Patients With Suspected Lung Cancer

Miguel García-Pardo, Spain

PP.16

Circulating Tumor DNA (ctDNA) Dynamics and Clinical Outcome in Metastatic Colorectal Cancer (mCRC) Patients (pts) Undergoing Front-line Chemotherapy

Michele Ghidini, Italy

PP.17

Gene Expression Signatures in Conjunctival Fornix Aspirates of Patients With Dry Eye Disease Associated with Meibomian Gland Dysfunction

Ana Giménez, Spain

PP.18

Impact of Reference Materials for Analytical Performance Evaluation of Liquid Biopsy NGS Assays

Ariane Hallermayr, Germany

PP.20

High Sensitivity Detection of Specific Ultra Low-Frequency Somatic Mutations for Minimal Residual Disease (MRD) Monitoring

Tina Han, United States

PP.21

Glioma Patient Management: Utilizing MGMT Methylation in Extracellular Vesicle-Based Liquid Biopsy

Inmaculada Ibanez De Caceres, Spain

PP.22

Detection of Activating Mutations in Liquid Biopsy of Egyptian Solid Tumor Patients Using Targeted Next Generation Sequencing: A Pilot Study

Neemat Kassem, Egypt

PP.23

Molecular Intelligence Targeting Driver Activating Mutations in Correlation With Gut Microbiome in Egyptian Colorectal Cancer

Neemat Kassem, Egypt

PP.24

Circulating Tumor Cells as a Non-invasive Glioblastoma Diagnostic and Prognostic Tool

Francesca Lessi, Italy

PP.25

Detection of Circulating Tumor Cells in Peripheral Blood of Pediatric Osteosarcoma Patients

Francesca Lessi, Italy

PP.26

Cell-Free (cfDNA) Based Evaluation of KRAS Mutation Profile in Solid Tumors With Focus on G12C Variant

Vineet Datta, India

PP.27

Blood-Based Circulating Tumor Cells and Cell-Free DNA Monitoring for Dynamic Recurrence Risk Prediction in Melanoma

Anthony Lucci, United States

PP.28

Evaluation of Parsortix PR1 and PX+ Systems for the Isolation of Circulating Tumour Cells in Patients With Resectable Lung Cancer

Volga M Saini, Ireland



PP.29

High Level of Circulating Tumour DNA at Diagnosis Correlates With Disease Spreading and Defines Multiple Myeloma Patients With Poor Prognosis

Marina Martello, Italy

PP.30

Liquid Biopsy Analysis Shows MAGI2 Gene as Potential Negative Prognosis Biomarker in NSCLC Patients

Pilar Mediavilla, Spain

PP.31

Liquid Biopsy Monitoring in BRAF-V600E Mutated NSCLC Patients Treated With Dabrafenib Plus Trametinib: A Prospective, Explorative, Multicentric Study. LiBRA_study (GOIRC-03-2020)

Roberta Minari, Italy

PP.32

Circulating Tumor DNA Monitoring in Advanced Mutated Melanoma Treated With Immune Checkpoint Inhibitors: A Pilot Study

Gregorio Monica, Italy

PP.33

Clinical Utility of Liquid Biopsy in the Diagnosis and Monitoring of Patients Affected by PROS Syndromes

Ester Munera-Maravilla, Spain

PP.34

Exploring the Role of CK+/CD45+ (Dual-Positive) Circulating Cells in Patients With Early Breast Cancer (EBC)

Carolina Reduzzi, United States

PP.35

cfDNA NGS for Identification of Primary and Acquired Resistance in Patients With Lung Cancer and EGFR Mutations

Ariel Peleg, United States

PP.36

A Narrow NGS Panel in the Analysis of KRAS p.G12C Mutation in Longitudinal Series of NSCLC Patients: A Pilot Study

Francesco Pepe, Italy

PP.37

Evaluation of Circulating Tumour DNA During the Clinical Follow-up of Melanoma Patients

Joan Anton Puig-butille, Spain

PP.38

Non-invasive Assessment of Pathological Complete Response and Minimal Residual Disease Through Plasma Methyloomics in Patients With Triple Positive Breast Cancer

Francesco Ravera, Italy

PP.39

KRAS Mutations, Potential Biomarkers for the Identification of Non-small-Cell Lung Cancer Patients That May Benefit From Immunotherapy-Based Treatments

Lucía Robado De Lope, Spain

PP.40

Association of IDH1 Mutation Detected in Circulating-free DNA With Survival Outcome in Patients Affected by Glioma

Martina Ruglioni, Italy

PP.41

Integrating Idylla TM Alongside Real-time PCR and NGS for Investigation of Gene Fusions in Pleural Effusions of Lung Adenocarcinoma

Stefania Scarpino, Italy

PP.42

Analytical Performance of TruSight™ Oncology 500 ctDNA v2: Improved Sensitivity for Small Nucleotide Variants With Reduced DNA Input Requirements

Nadia Sedlyarova, Austria



PP.43

Direct Saliva Analysis by MALDI Mass Spectrometry: A Workflow Suitable for Future Clinical Applications

Lyna Sellami, United Kingdom

PP.44

Heterogeneity of Somatostatin Receptors on Circulating Tumor Cells in Neuroendocrine Tumors and Melatonin's Potential in Non-Small-Cell Lung Cancer

Alexandre Tavartkiladze, Georgia

PP.45

Circulating Tumor Cells (CTCs), Melatonin, and uNOS: New Frontiers in Cancer Diagnosis and Treatment

Alexandre Tavartkiladze, Georgia

PP.46

Prognostic and Predictive Non-Invasive Biomarkers in Cutaneous Melanoma Treated With Anti PD-1 Antibodies

Susana Torres-Martínez, Spain

PP.47

Nanoscope Cancer Biomarkers Characterization of Extracellular Vesicles in Liquid Biopsy

Mouna Triki, France

PP.48

Refinement of MRD Assessment in Hairy Cell Leukemia by Integrated Molecular and Flow Cytometry Analysis

Giulia Urbani, Italy

PP.49

NGS Testing on Plasma-based ctDNA Samples at Key Clinical Timepoints in Advanced NSCLC: Handling of Blood Samples and Real-World Experience

Michela Verzè, Italy

PP.50

Prognostic Significance of Circulating Tumour Cells and Disseminating Circulating Tumour Cell Clusters in Epithelial Ovarian Cancer

Mark Ward, Ireland

PP.51

Multilayer Characterization of Plasma EV Concentration and Cargo Allows to Diagnose and Monitor Glioblastoma by Liquid Biopsy

Elena Zaccheroni, Italy

PP.104

Technical Evaluation of a Novel ddPCR Approach in the Molecular Testing of Routine Plasma Specimens

Francesco Pepe, Italy

Clinical Trials Including Liquid Biopsies

PP.52

Liquid Biopsy-based Risk Stratification and Intensification of Treatment In EGFR Mutant Advanced NSCLC (L-BRITE)U

Hemavathi Baskarane, India

PP.54

Following Therapy Response Through Liquid Biopsies in Metastatic Colorectal Cancer – The Patient's Experience

Katleen Janssens, Belgium



PP.55

Impact of PROphet Assay in Changing Physician's Therapeutic Decision-Making for Checkpoint Immunotherapy in NSCLC (Non-Small Cell Lung Cancer)

David Gandara, United States

PP.56

The Prognostic Value of the Circulating-Tumor DNA in High-Grade Serous Epithelial Ovarian Cancer: Experience From MITO-16a/MANGO-OV2a/ Clinical Trial

Lara Paracchini, Italy

PP.103

BLU-945 Monotherapy and Combination With Osimertinib in Previously Treated Patients With Advanced EGFR-Mutant (EGFRm) NSCLC in Phase 1/2 SYMPHONY Study

Pedro Bosch, Spain

Composite Biomarkers Using Liquid Biopsy

PP.57

Circulating PD-L1 and TIM3 as Prognostic Markers in Patients With Advanced Non-small Cell Lung Cancer Treated With Immune Checkpoint Inhibitor

Simona Coco, Italy

PP.58

Network Analysis Identifies Circulating miR-155 as Predictive Biomarker of Type 2 Diabetes Mellitus Development in Obese Patients: A Pilot Study

Elisabetta Ferretti, Italy

PP.59

Comparison of Tumor-associated miRNAs in EpCAM+, CD47+ and CD29+ Extracellular Vesicles (EVs) Immunomagnetically Enriched From Cancer Patients' Plasma

Francesca Fontana, Italy

PP.60

Liquid Biopsies: Uncovering Insights That Drive Development and Commercialization in the Clinic

Jeffrey Jones, United States

PP.61

IMPRESS: Improved Multiplex Methylation Profiling Using Restriction Enzymes and smMIP Sequencing for Highly Sensitive Multi-Cancer Detection

Isabelle Neefs, Belgium

PP.62

Liquid Biopsy Characterization of CTCs and THCs Isolated in Patients with UC

Carolina Rubio Martín, Spain

PP.63

Unleashing the Potential of Exosomal MALAT1 lncRNA in Liquid Biopsy: A Promising Approach for Wilms Tumor

Diwakar Sharma, India

PP.64

Characterization of Plasma Derived Cell Free Nucleic Acid-Based Markers for Disease Monitoring in Acute Myeloid Leukemia

Deepshi Thakral, India

PP.102

PIK3CA Testing in HR+/HER2- Metastatic Breast Cancer: Real-world Data from Referral Molecular Pathology Labs

Venetis Konstantinos, Italy



Liquid Biopsy Beyond ctDNA

PP.08

Comprehensive Analysis of Preanalytical Parameters in cfDNA from Lung, Colon, and Breast Cancer Patients

Valeria Cecilia Denninghoff, Spain

PP.65

Optimization of CTCs and THCs Isolation From Human Blood Based on Genesis Technology as a Strategy of Urothelial Carcinoma Monitoring

Ignacio Arévalo Reina, Spain

PP.66

See.d®, a Novel Automated Platform To Standardize Blood Sample Processing for Cells on SBS® Slides and Plasma for Liquid Biopsy

Lorenzo Bascetta, Italy

PP.67

Extracellular Vesicles Carry SARS-COV-2 Proteins Associated With Lower Antibody Production, Cardiovascular Complications, and Worse Outcomes in Patients With Severe COVID-19

Diego de Miguel Perez, United States

PP.68

Gene Analysis in Aggressive Breast Cancer: Clinical Evidence for the Utility of ctDNA

Brahim El Hejjoui, Morocco

PP.69

Detection of GALNT13 in Circulating Tumor Cells of Non-small Cell Lung Cancer (NSCLC) Patients. A Potential New Liquid Biopsy Biomarker

Eugenia Fernández Armúa, Uruguay

PP.70

Prospective On-Treatment Dynamics of Circulating Extracellular Vesicles in the First-Line Setting of Patients With Advanced Non-small Cell Lung Cancer

Valerio Gristina, Italy

PP.71

Total RNA-Sequencing From Plasma Cell-Free RNA To Identify Predictive/Prognostic Biomarkers in Metastatic Castration-Resistant Prostate Cancer Patients

Giorgia Gurioli, Italy

PP.72

Fully Automated Cell-Free DNA Extraction From Up to 8 ml Plasma Enables Sensitive Mutation Detection With Digital PCR and NGS

Tobias Hampshire, United Kingdom

PP.73

Development of Automated cfDNA Extraction From Various Plasma Volumes and Implications on Sensitivity and Reproducibility of qPCR and dPCR Analysis

Tobias Hampshire, United Kingdom

PP.74

Analysis of Immunoregulatory Genes Expression in PBMCs as Potential Predictive and Prognostic Biomarkers in NSCLC Patients Treated with Immunotherapy

Andrea Moreno Manuel, Spain

PP.75

TCR- β Repertoire as a Source of Biomarkers for anti-PD1 Treatment Alone or in Combination With Chemotherapy in Advanced-stage NSCLC Patients

Andrea Moreno Manuel, Spain



PP.76

YES1 as a Possible Liquid Biopsy Biomarker in Lung Cancer

Nerea Otegui, Spain

PP.77

Use of Circulating Extracellular Vesicles and CtDNA From Lymphatic Fluid Exudate as Markers for Minimal Residual Disease in Melanoma Patients

Héctor Peinado Selgas, Spain

PP.78

Pulmonary MicroRNA Profiling in a Rat Model of Ventilator-Induced Lung Injury

Gema Sánchez Helguera, Spain

PP.79

An End-To-End cfRNA-Seq Pipeline for Early Cancer Detection From Liquid Biopsy

Phil Sanders, Spain

Liquid Biopsy in Early Detection for Cancer

PP.19

Impact of Liquid Biopsy Preanalytics on cfDNA Fragmentation Analyses

Ariane Hallermayr, Germany

PP.80

Enhanced Blood Sampling for Ultra-sensitive Detection of ctDNA and CTCs in Neoadjuvant-treated Early Breast Cancer Patients

Alfonso Alba-Bernal, Spain

PP.81

Utility of Ultra-Low-Pass Whole Genome Sequencing in Bile CfDNA for the Management of Patients With Biliary Strictures

Maria Arechederra, Spain

PP.82

PD-L1 and BRAFV600E Expression on CTCs from Early-stage Colorectal Cancer Patients

Ines Aznar-Peralta, Spain

PP.83

Early Non-Small Cell Lung Cancer Heterogeneity and Recurrence Assessed by Tissue Next-Generation Sequencing Genotyping and Circulating Tumor Cell EZH2 Characterization

Abel Garcia Diaz, Spain

PP.84

High-Throughput Secretome Profiling of Early Breast Cancer

Isabella Lombardo, Italy

PP.85

Novel and Non-invasive Tool for Immunotherapy-Response Prediction in Non-muscle-Invasive Bladder Cancer Patients Based on miRNAs and Cytokine Detection in Urine

Álvaro Martín De Bernardo, Spain

PP.86

Detection of Somatic Alterations in Peritoneal Lavages of Early-Stage Endometrial Carcinoma Patients

Clara Mayo De Las Casas, Spain

PP.87

Highly Sensitive Detection of ctDNA in Early Breast Cancer using Plasma-SeqSensei™ and Droplet Digital PCR with Increased Blood Volumes

Victoria Sanchez-Martin, Spain

PP.101

Next-Generation Sequencing Analysis of Extracellular Vesicle microRNAs for Breast Cancer Staging

Coral González Martínez, Spain

PP.88

EPIC Array Study in Liquid Biopsy Identifies a Non-invasive Epigenetic Signature for Early Diagnosis in Non-small Cell Lung Cancer

Juan Sandoval, Spain

PP.89

Technological Platform Development for Early Cancer Detection, Towards a Focused Multi-Cancer Detection

Cintia Celina Vaquer, Argentina

PP.90

Miscellaneous

PP.100

Extracellular Vesicles As Mediators of Resistance to EGFR-Tyrosine Kinase Inhibitors in Non-Small Cell Lung Cancer Preclinical Models

Marina Pérez Capó, Spain

PP.92

Technical Advancements in cfMeDIP-Seq Library Preparation

Martina Dameri, Italy

PP.93

Somatic Mutation Calling from cfDNA Using Machine Learning

Shaya Akbarinejad, Germany

PP.94

Impact of cfDNA Input on Enzymatic Methylation Conversion and Library Preparation Robustness

Arianna Bertossi, Slovenia

PP.95

The Direct Interaction Between Lung Cancer Cells and Platelets Promotes Resistance to Chemotherapy

Jorge Cerón-Hernández, Spain

Prognostic Potential of Candidate miRNAs in Lung Cancer: Insights from Tissue and Liquid Biopsies

Olga Vera, Spain

PP.91

Development of a Horizontal Data Integration Classifier for Non-invasive Early Diagnosis of Breast Cancer: Preliminary Results From the RENOVATE Trial

Martina Dameri, Italy

PP.96

A New Platform for the Direct Profiling of Nucleic Acids in Biofluids

Simone Detassis, Italy

PP.97

CAF-Derived Exosomes as Potential Chromatin Regulators

Vanesa García-barberán, Spain

PP.98

Computational Profiling of Aberrant DNA Methylation in Cancer: a Promising Source of Biomarkers for Liquid Biopsies

Joe Ibrahim, Belgium

PP.99

Simulating Cell-Free Chromatin Using Breast and Colorectal Cancer Preclinical Models for Cancer-Specific Biomarker Discovery

Sasha Main, Canada

